



# National Commission for Indian System of Medicine

Hospital ...

You can review the information submitted in this Hospital OPD and IPD Form form below before closing.

Edit Information

Close

## Institution Details

Institution Id : **AYU0167**

Institution Name : **Dr. G. D. Pol Foundations Y.M.T. Ayurvedic Medical College And Hospital**

Institution Course : **Ayurveda**

Visitation Id : **A03347**

No. of OPD (Out Patients Department) Patients in the last calendar year (i.e.1st Aug 2019 - 31st Jul 2020)

| S.No        | Name of the Departments   | Aug  | Sep  | Oct  | Nov  | Dec  | Jan  | Feb  | Mar  | Apr  | May  | Jun  | Jul  | Dept. Total |
|-------------|---------------------------|------|------|------|------|------|------|------|------|------|------|------|------|-------------|
| 1.          | Kayachikitsa              | 2265 | 2007 | 1602 | 883  | 891  | 1066 | 992  | 850  | 955  | 972  | 905  | 974  | 14362       |
| 2.          | Pancha karma              | 1153 | 1014 | 848  | 341  | 395  | 436  | 439  | 381  | 473  | 413  | 367  | 467  | 6727        |
| 3.          | Shalya                    | 2315 | 2066 | 1701 | 746  | 895  | 974  | 921  | 788  | 943  | 905  | 914  | 1096 | 14264       |
| 4.          | Shalaky-Netra             | 1043 | 919  | 680  | 228  | 254  | 296  | 422  | 320  | 449  | 438  | 448  | 515  | 6012        |
| 5.          | Shalaky-Mukh, Nasa & Dant | 427  | 389  | 312  | 176  | 194  | 206  | 218  | 194  | 239  | 245  | 243  | 279  | 3122        |
| 6.          | Prasuti & Stri Roga       | 1161 | 1074 | 839  | 343  | 457  | 472  | 452  | 370  | 521  | 543  | 435  | 556  | 7223        |
| 7.          | Kaumar bhrittya-Bal Roga  | 572  | 476  | 415  | 201  | 195  | 229  | 159  | 129  | 215  | 181  | 131  | 177  | 3080        |
| 8.          | Swastha vritta & Yoga     | 454  | 336  | 325  | 175  | 186  | 196  | 128  | 150  | 168  | 177  | 153  | 190  | 2638        |
| 9.          | Aatyayika(Casualty)       | 40   | 24   | 33   | 16   | 13   | 13   | 13   | 12   | 26   | 24   | 24   | 26   | 264         |
| Month Total |                           | 9430 | 8305 | 6755 | 3109 | 3480 | 3888 | 3744 | 3194 | 3989 | 3898 | 3620 | 4280 | 57692       |

**Grand Total** **57692**

No. of IPD (In Patients Department) Patients in the last calendar year (i.e.1st Aug 2019 - 31st Jul 2020)

| S.No | Name of the Departments                              | Aug | Sep | Oct | Nov | Dec | Jan | Feb | Mar | Apr | May | Jun | Jul | Dept. Total |
|------|--|-----|-----|-----|-----|-----|-----|-----|-----|-----|-----|-----|-----|-------------|
| 1.   | Kayachikitsa (Rasayan & Manasroga etc)- Kayachikitsa | 145 | 139 | 101 | 47  | 47  | 66  | 74  | 57  | 49  | 68  | 42  | 55  | 890         |
| 2.   | Kayachikitsa (Rasayan & Manasroga etc)-Panchkarma    | 88  | 91  | 79  | 64  | 51  | 87  | 95  | 65  | 71  | 67  | 55  | 65  | 878         |

**V.D. SANJEEV YADAV**  
 PRINCIPAL  
 Dr. G. D. POL FOUNDATION  
 Y.M.T. AYURVEDIC MEDICAL COLLEGE AND HOSPITAL  
 Institutional Area Sector - 4,  
 Kharghar, Navi Mumbai - 410 210..



|             |                         |     |     |     |     |     |     |     |     |     |     |     |     |      |
|-------------|-------------------------|-----|-----|-----|-----|-----|-----|-----|-----|-----|-----|-----|-----|------|
| 3.          | Shalya                  | 116 | 116 | 124 | 45  | 34  | 52  | 56  | 56  | 43  | 42  | 49  | 58  | 791  |
| 4.          | Shalakyia               | 115 | 86  | 76  | 44  | 39  | 49  | 51  | 49  | 54  | 52  | 35  | 42  | 692  |
| 5.          | Prasuti & Stri Roga     | 79  | 76  | 81  | 33  | 34  | 42  | 34  | 36  | 41  | 43  | 29  | 39  | 567  |
| 6.          | Kaumarbhritiya (Balrog) | 59  | 35  | 43  | 25  | 28  | 35  | 43  | 48  | 50  | 51  | 39  | 49  | 505  |
| Month Total |                         | 602 | 543 | 504 | 258 | 233 | 331 | 353 | 311 | 308 | 323 | 249 | 308 | 4323 |

**Grand Total** **4323**

Details of Total Bed Days Occupied in the last calendar year (i.e.1st Jan 2020 - 31st Dec 2020)

| S.No.       | Name of the Departments               | Jan  | Feb  | Mar  | Apr  | May  | Jun  | Jul  | Aug  | Sep  | Oct  | Nov  | Dec  | Dept. Total |
|-------------|---------------------------------------|------|------|------|------|------|------|------|------|------|------|------|------|-------------|
| 1.          | Kayachikitsa (Rasayan & Manasrog etc) | 1293 | 1295 | 1014 | 721  | 526  | 607  | 762  | 747  | 792  | 889  | 735  | 802  | 10183       |
| 2.          | Panchkarma                            | 773  | 881  | 615  | 733  | 791  | 725  | 719  | 732  | 768  | 646  | 577  | 616  | 8576        |
| 3.          | Shalya                                | 945  | 839  | 644  | 402  | 382  | 428  | 427  | 401  | 438  | 424  | 363  | 447  | 6140        |
| 4.          | Shalakyia                             | 662  | 552  | 487  | 368  | 350  | 333  | 411  | 371  | 393  | 445  | 355  | 388  | 5115        |
| 5.          | Prasuti & Stri Roga                   | 659  | 632  | 483  | 352  | 399  | 403  | 435  | 388  | 378  | 391  | 319  | 326  | 5165        |
| 6.          | Kaumarbhritiya (Balrog)               | 393  | 422  | 301  | 174  | 224  | 282  | 284  | 361  | 342  | 383  | 350  | 365  | 3881        |
| Month Total |                                       | 4725 | 4621 | 3544 | 2750 | 2672 | 2778 | 3038 | 3000 | 3111 | 3178 | 2699 | 2944 | 39060       |


**Grand Total:** **39060**

Total Number of Beds Existed in the last calendar year (i.e.1st Jan 2020 - 31st Dec 2020)


| S.No. | Name of the Departments                          | No. of Existing beds for UG | Additional Bed For existing PG(Clinical Dept) : bed ratio 1:4 | Total no of available beds |
|-------|--|-----------------------------|---|----------------------------|
| 1.    | Kayachikitsa (Panchkarma Rasayan & Manasrog etc) | 103                         | 32  | 135                        |
| 2.    | Shalya   | 10                          | 24  | 34                         |
| 3.    | Shalakyia  | 18                          | 16  | 34                         |
| 4.    | Prasuti & Stri Roga                              | 18                          | 16  | 34                         |
| 5.    | Kaumarbhritiya (Balrog)                          | 33                          | 0   | 33                         |

**Total Number of Beds Existed in the last calendar year (i.e.1st Jan 2020 - 31st Dec 2020):** **270**

**Bed Occupancy in % :** **39.63**

 Print Submitted Data

Version 15.01.01

  
 V.D. SANJEEV YADAV  
 PRINCIPAL  
 Dr. G. D. POL FOUNDATION  
 Y.M.T. AYURVEDIC MEDICAL COLLEGE AND HOSPITAL  
 Institutional Area Sector - 4,  
 Kharghar, Navi Mumbai - 410 210.







# National Commission for Indian System of Medicine

## Hospital ...

You can review the information submitted in this Hospital OPD and IPD Form form below before closing.

 Edit Information

 Close

### Institution Details

Institution Id : **AYU0167**  
 Institution Name : **Dr. G. D. Pol Foundations Y.M.T. Ayurvedic Medical College And Hospital**  
 Institution Course : **Ayurveda**  
 Visitation Id : **A03985**


No. of OPD (Out Patients Department) Patients in the last calendar year (i.e.1st Aug 2020 - 31st Jul 2021)

| S.No        | Name of the Departments   | Aug  | Sep  | Oct  | Nov  | Dec  | Jan  | Feb  | Mar  | Apr  | May  | Jun  | Jul  | Dept. Total |
|-------------|---------------------------|------|------|------|------|------|------|------|------|------|------|------|------|-------------|
| 1.          | Kayachikitsa              | 1278 | 1513 | 2002 | 941  | 754  | 928  | 1036 | 1091 | 1185 | 1175 | 1221 | 1528 | 14652       |
| 2.          | Panchakarma               | 564  | 621  | 927  | 390  | 364  | 422  | 390  | 444  | 557  | 499  | 538  | 720  | 6436        |
| 3.          | Shalya                    | 1243 | 1443 | 2023 | 1091 | 892  | 1027 | 1089 | 1175 | 1271 | 1361 | 1299 | 1411 | 15325       |
| 4.          | Shalaky-Netra             | 714  | 769  | 916  | 435  | 362  | 458  | 615  | 655  | 662  | 648  | 644  | 858  | 7736        |
| 5.          | Shalaky-Mukh, Nasa & Dant | 344  | 316  | 399  | 212  | 209  | 253  | 322  | 347  | 346  | 332  | 244  | 360  | 3684        |
| 6.          | Prasuti & Stri Roga       | 635  | 692  | 1003 | 597  | 487  | 544  | 504  | 551  | 597  | 596  | 582  | 812  | 7600        |
| 7.          | Kaumar bhritya-Bal Roga   | 208  | 223  | 346  | 166  | 153  | 172  | 201  | 175  | 185  | 200  | 176  | 275  | 2480        |
| 8.          | Swastha vritta & Yoga     | 243  | 277  | 324  | 167  | 188  | 210  | 228  | 235  | 183  | 212  | 213  | 397  | 2877        |
| 9.          | Aatyayika(Casualty)       | 25   | 23   | 26   | 23   | 30   | 28   | 26   | 29   | 29   | 25   | 22   | 27   | 313         |
| Month Total |                           | 5254 | 5877 | 7966 | 4022 | 3439 | 4042 | 4411 | 4702 | 5015 | 5048 | 4939 | 6388 | 61103       |

**Grand Total 61103**

No. of IPD (In Patients Department) Patients in the last calendar year (i.e.1st Aug 2020 - 31st Jul 2021)

| S.No | Name of the Departments                             | Aug | Sep | Oct | Nov | Dec | Jan | Feb | Mar | Apr | May | Jun | Jul | Dept. Total |
|------|---|-----|-----|-----|-----|-----|-----|-----|-----|-----|-----|-----|-----|-------------|
| 1.   | Kayachikitsa (Rasayan & Manasroga etc)-Kayachikitsa | 60  | 65  | 69  | 22  | 20  | 26  | 29  | 50  | 51  | 45  | 47  | 62  | 546         |
| 2.   | Kayachikitsa (Rasayan & Manasroga etc)-Panchkarma   | 79  | 59  | 106 | 53  | 38  | 28  | 35  | 53  | 81  | 77  | 61  | 96  | 766         |

  
**V.D. SANJEEV YADAV**  
 PRINCIPAL

**Dr. G. D. POL FOUNDATION**  
**Y.M.T. AYURVEDIC MEDICAL COLLEGE AND HOSPITAL**  
 Institutional Area Sector - 4,  
 Vasant Vihar, New Delhi - 110014



|             |                         |     |     |     |     |     |     |     |     |     |     |     |     |      |
|-------------|-------------------------|-----|-----|-----|-----|-----|-----|-----|-----|-----|-----|-----|-----|------|
| 3.          | Shalya                  | 58  | 75  | 81  | 34  | 27  | 44  | 50  | 55  | 46  | 51  | 81  | 109 | 711  |
| 4.          | Shalakyia               | 57  | 63  | 57  | 30  | 16  | 27  | 29  | 32  | 35  | 36  | 36  | 64  | 482  |
| 5.          | Prasuti & Stri Roga     | 52  | 63  | 63  | 30  | 17  | 26  | 29  | 26  | 28  | 24  | 35  | 59  | 452  |
| 6.          | Kaumarbhritiya (Balrog) | 46  | 31  | 39  | 30  | 17  | 15  | 18  | 22  | 23  | 21  | 20  | 32  | 314  |
| Month Total |                         | 352 | 356 | 415 | 199 | 135 | 166 | 190 | 238 | 264 | 254 | 280 | 422 | 3271 |

**Grand Total** **3271**

Details of Total Bed Days Occupied in the last calendar year (i.e.1st Jan 2021 - 31st Dec 2021)

| S.No.       | Name of the Departments               | Jan  | Feb  | Mar  | Apr  | May  | Jun  | Jul  | Aug  | Sep  | Oct  | Nov  | Dec  | Dept. Total |
|-------------|---------------------------------------|------|------|------|------|------|------|------|------|------|------|------|------|-------------|
| 1.          | Kayachikitsa (Rasayan & Manasrog etc) | 886  | 931  | 1191 | 745  | 594  | 657  | 733  | 715  | 782  | 897  | 941  | 1215 | 10287       |
| 2.          | Panchkarma                            | 623  | 495  | 604  | 542  | 279  | 289  | 303  | 513  | 575  | 472  | 477  | 707  | 5879        |
| 3.          | Shalya                                | 372  | 518  | 493  | 273  | 216  | 232  | 292  | 339  | 288  | 290  | 586  | 1133 | 5032        |
| 4.          | Shalakyia                             | 414  | 405  | 414  | 301  | 194  | 241  | 238  | 262  | 292  | 294  | 326  | 413  | 3794        |
| 5.          | Prasuti & Stri Roga                   | 370  | 430  | 425  | 250  | 155  | 143  | 132  | 199  | 207  | 198  | 222  | 327  | 3058        |
| 6.          | Kaumarbhritiya (Balrog)               | 358  | 332  | 343  | 250  | 140  | 127  | 138  | 163  | 206  | 190  | 181  | 264  | 2692        |
| Month Total |                                       | 3023 | 3111 | 3470 | 2361 | 1578 | 1689 | 1836 | 2191 | 2350 | 2341 | 2733 | 4059 | 30742       |


**Grand Total:** **30742**

Total Number of Beds Existed in the last calendar year (i.e.1st Jan 2021 - 31st Dec 2021)


| S.No. | Name of the Departments                          | No. of Existing beds for UG | Additional Bed For existing PG(Clinical Dept) : bed ratio 1:4 | Total no of available beds |
|-------|--|-----------------------------|---|----------------------------|
| 1.    | Kayachikitsa (Panchkarma Rasayan & Manasrog etc) | 103                         | 32  | 135                        |
| 2.    | Shalya   | 10                          | 24  | 34                         |
| 3.    | Shalakyia  | 18                          | 16  | 34                         |
| 4.    | Prasuti & Stri Roga                              | 18                          | 16  | 34                         |
| 5.    | Kaumarbhritiya (Balrog)                          | 33                          | 0   | 33                         |

**Total Number of Beds Existed in the last calendar year (i.e.1st Jan 2021 - 31st Dec 2021):** **270**

**Bed Occupancy in % :** **31.19**

 **Print Submitted Data**

Version 15.01.01

  
**VD. SANJEEV YADAV**  
**PRINCIPAL**  
**Dr. G. D. POL FOUNDATION**  
**Y.M.T. AYURVEDIC MEDICAL COLLEGE AND HOSPITAL**  
**Institutional Area Sector - 4,**  
**Kharghar, Navi Mumbai - 410 210..**





# National Commission for Indian System of Medicine

## Hospital ...

You can review the information submitted in this Hospital OPD and IPD Form form below before closing.

Edit Information

Close

### Institution Details

Institution Id : **AYU0167**  
 Institution Name : **Dr. G. D. Pol Foundations Y.M.T. Ayurvedic Medical College And Hospital**  
 Institution Course : **Ayurveda**  
 Visitation Id : **A05043**

No. of OPD (Out Patients Department) Patients in the last calendar year (i.e.1st Aug 2021 - 31st Jul 2022)

| S.No        | Name of the Departments   | Aug  | Sep  | Oct  | Nov  | Dec  | Jan  | Feb  | Mar  | Apr  | May  | Jun  | Jul  | Dept. Total |
|-------------|---------------------------|------|------|------|------|------|------|------|------|------|------|------|------|-------------|
| 1.          | Kayachikitsa              | 1241 | 1410 | 1447 | 1248 | 1375 | 1840 | 2056 | 1803 | 1966 | 1743 | 1967 | 2110 | 20206       |
| 2.          | Panchakarma               | 615  | 697  | 750  | 654  | 667  | 990  | 1020 | 957  | 973  | 896  | 1020 | 1090 | 10329       |
| 3.          | Shalya                    | 1358 | 1486 | 1569 | 1449 | 1519 | 1946 | 1983 | 1831 | 1958 | 1709 | 1981 | 2168 | 20957       |
| 4.          | Shalaky-Netra             | 793  | 760  | 919  | 751  | 776  | 900  | 880  | 739  | 882  | 811  | 981  | 1089 | 10281       |
| 5.          | Shalaky-Mukh, Nasa & Dant | 330  | 364  | 390  | 324  | 344  | 463  | 468  | 428  | 453  | 424  | 474  | 479  | 4941        |
| 6.          | Prasuti & Stri Roga       | 878  | 858  | 882  | 780  | 834  | 1001 | 1030 | 873  | 999  | 861  | 1236 | 1189 | 11421       |
| 7.          | Kaumar bhritya-Bal Roga   | 240  | 270  | 300  | 289  | 277  | 430  | 504  | 422  | 432  | 351  | 344  | 386  | 4245        |
| 8.          | Swastha vritta & Yoga     | 349  | 424  | 361  | 291  | 253  | 455  | 403  | 355  | 396  | 325  | 402  | 433  | 4447        |
| 9.          | Aatyayika(Casualty)       | 27   | 24   | 25   | 23   | 25   | 29   | 26   | 23   | 25   | 27   | 27   | 27   | 308         |
| Month Total |                           | 5831 | 6293 | 6643 | 5809 | 6070 | 8054 | 8370 | 7431 | 8084 | 7147 | 8432 | 8971 | 87135       |

**Grand Total 87135**

No. of IPD (In Patients Department) Patients in the last calendar year (i.e.1st Aug 2021 - 31st Jul 2022)

| S.No | Name of the Departments                              | Aug | Sep | Oct | Nov | Dec | Jan | Feb | Mar | Apr | May | Jun | Jul | Dept. Total |
|------|--|-----|-----|-----|-----|-----|-----|-----|-----|-----|-----|-----|-----|-------------|
| 1.   | Kayachikitsa (Rasayan & Manasroga etc)- Kayachikitsa | 59  | 105 | 107 | 107 | 105 | 133 | 135 | 90  | 142 | 155 | 148 | 120 | 1406        |
| 2.   | Kayachikitsa (Rasayan & Manasroga etc)-Panchkarma    | 84  | 70  | 86  | 79  | 76  | 94  | 102 | 72  | 95  | 104 | 116 | 91  | 1069        |



|             |                        |     |     |     |     |     |     |     |     |     |     |     |     |      |
|-------------|------------------------|-----|-----|-----|-----|-----|-----|-----|-----|-----|-----|-----|-----|------|
| 3.          | Shalya                 | 70  | 71  | 77  | 57  | 77  | 126 | 125 | 104 | 92  | 84  | 84  | 115 | 1082 |
| 4.          | Shalakyia              | 65  | 71  | 80  | 60  | 74  | 88  | 67  | 58  | 95  | 80  | 92  | 93  | 923  |
| 5.          | Prasuti & Stri Roga    | 48  | 61  | 75  | 54  | 70  | 73  | 85  | 81  | 100 | 79  | 99  | 75  | 900  |
| 6.          | Kaumarbhritya (Balrog) | 36  | 38  | 40  | 39  | 41  | 38  | 23  | 16  | 56  | 58  | 70  | 48  | 503  |
| Month Total |                        | 362 | 416 | 465 | 396 | 443 | 552 | 537 | 421 | 580 | 560 | 609 | 542 | 5883 |

**Grand Total****5883**


Details of Total Bed Days Occupied in the last calendar year (i.e.1st Jan 2022 - 31st Dec 2022)

| S.No.       | Name of the Departments               | Jan  | Feb  | Mar  | Apr  | May  | Jun  | Jul  | Aug  | Sep  | Oct  | Nov  | Dec  | Dept. Total |
|-------------|---------------------------------------|------|------|------|------|------|------|------|------|------|------|------|------|-------------|
| 1.          | Kayachikitsa (Rasayan & Manasrog etc) | 1158 | 1356 | 1458 | 1207 | 1232 | 1402 | 1153 | 862  | 1434 | 1845 | 1806 | 1577 | 16490       |
| 2.          | Panchkarma                            | 852  | 534  | 562  | 598  | 718  | 788  | 659  | 488  | 803  | 966  | 941  | 725  | 8634        |
| 3.          | Shalya                                | 696  | 748  | 682  | 457  | 546  | 949  | 1083 | 950  | 781  | 858  | 765  | 787  | 9302        |
| 4.          | Shalakyia                             | 462  | 436  | 429  | 397  | 538  | 644  | 357  | 333  | 602  | 723  | 695  | 710  | 6326        |
| 5.          | Prasuti & Stri Roga                   | 376  | 366  | 467  | 397  | 457  | 467  | 586  | 431  | 564  | 720  | 689  | 666  | 6186        |
| 6.          | Kaumarbhritya (Balrog)                | 365  | 368  | 388  | 369  | 379  | 401  | 152  | 53   | 513  | 627  | 700  | 612  | 4927        |
| Month Total |                                       | 3909 | 3808 | 3986 | 3425 | 3870 | 4651 | 3990 | 3117 | 4697 | 5739 | 5596 | 5077 | 51865       |

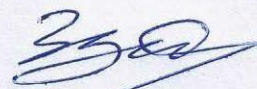
**Grand Total:****51865**

Total Number of Beds Existed in the last calendar year (i.e.1st Jan 2022 - 31st Dec 2022)

| S.No. | Name of the Departments                          | No. of Existing beds for UG | Additional Bed For existing PG(Clinical Dept): bed ratio 1:4 | Total no of available beds |
|-------|--|-----------------------------|--|----------------------------|
| 1.    | Kayachikitsa (Panchkarma Rasayan & Manasrog etc) | 103                         | 32   | 135                        |
| 2.    | Shalya   | 10                          | 24   | 34                         |
| 3.    | Shalakyia  | 18                          | 16   | 34                         |
| 4.    | Prasuti & Stri Roga                              | 18                          | 16   | 34                         |
| 5.    | Kaumarbhritya (Balrog)                           | 33                          | 0  | 33                         |

**Total Number of Beds Existed in the last calendar year (i.e.1st Jan 2022 - 31st Dec 2022):****270****Bed Occupancy in % :****52.62**


Version 15.01.01



V.D. SANJEEV YADAV  
PRINCIPAL

Dr. G. D. POL FOUNDATION  
Y.M.T. AYURVEDIC MEDICAL COLLEGE AND HOSPITAL  
Institutional Area Sector - 4,  
Kharghar, Navi Mumbai - 410 210..





# National Commission for Indian System of Medicine

## Hospital ...

You can review the information submitted in this Hospital OPD and IPD Form form below before closing.

Edit Information

Close

### Institution Details

Institution Id : **AYU0167**  
 Institution Name : **Dr. G. D. Pol Foundations Y.M.T. Ayurvedic Medical College And Hospital**  
 Institution Course : **Ayurveda**  
 Visitation Id : **A05089**

No. of OPD (Out Patients Department) Patients in the last calendar year (i.e.1st Jan 2022 - 31st Dec 2022)

| S.No        | Name of the Departments   | Jan  | Feb  | Mar  | Apr  | May  | Jun  | Jul  | Aug  | Sep  | Oct  | Nov  | Dec  | Dept. Total |
|-------------|---------------------------|------|------|------|------|------|------|------|------|------|------|------|------|-------------|
| 1.          | Kayachikitsa              | 1241 | 1410 | 1447 | 1248 | 1375 | 1840 | 2056 | 1803 | 1966 | 1743 | 1967 | 2110 | 20206       |
| 2.          | Panchakarma               | 615  | 697  | 750  | 654  | 667  | 990  | 1020 | 957  | 973  | 896  | 1020 | 1090 | 10329       |
| 3.          | Shalya                    | 1358 | 1486 | 1569 | 1449 | 1519 | 1946 | 1983 | 1831 | 1958 | 1709 | 1981 | 2168 | 20957       |
| 4.          | Shalaky-Netra             | 793  | 760  | 919  | 751  | 776  | 900  | 880  | 739  | 882  | 811  | 981  | 1089 | 10281       |
| 5.          | Shalaky-Mukh, Nasa & Dant | 330  | 364  | 390  | 324  | 344  | 463  | 468  | 428  | 453  | 424  | 474  | 479  | 4941        |
| 6.          | Prasuti & Stri Roga       | 878  | 858  | 882  | 780  | 834  | 1001 | 1030 | 873  | 999  | 861  | 1236 | 1189 | 11421       |
| 7.          | Kaumar bhritya-Bal Roga   | 240  | 270  | 300  | 289  | 277  | 430  | 504  | 422  | 432  | 351  | 344  | 386  | 4245        |
| 8.          | Swastha vritta & Yoga     | 349  | 424  | 361  | 291  | 253  | 455  | 403  | 355  | 396  | 325  | 402  | 433  | 4447        |
| 9.          | Aatyayika(Casualty)       | 27   | 24   | 25   | 23   | 25   | 29   | 26   | 23   | 25   | 27   | 27   | 27   | 308         |
| Month Total |                           | 5831 | 6293 | 6643 | 5809 | 6070 | 8054 | 8370 | 7431 | 8084 | 7147 | 8432 | 8971 | 87135       |

**Grand Total 87135**

No. of IPD (In Patients Department) Patients in the last calendar year (i.e.1st Jan 2022 - 31st Dec 2022)

| S.No | Name of the Departments                             | Jan | Feb | Mar | Apr | May | Jun | Jul | Aug | Sep | Oct | Nov | Dec | Dept. Total |
|------|---|-----|-----|-----|-----|-----|-----|-----|-----|-----|-----|-----|-----|-------------|
| 1.   | Kayachikitsa (Rasayan & Manasroga etc)-Kayachikitsa | 59  | 105 | 107 | 107 | 105 | 133 | 135 | 90  | 142 | 155 | 148 | 120 | 1406        |
| 2.   | Kayachikitsa (Rasayan & Manasroga etc)-Panchkarma   | 84  | 70  | 86  | 79  | 76  | 94  | 102 | 72  | 95  | 104 | 116 | 91  | 1069        |

**V.D. SANJEEV YADAV**  
**PRINCIPAL**  
**Dr. G. D. POL FOUNDATION**  
**Y.M.T. AYURVEDIC MEDICAL COLLEGE AND HOSPITAL**



|             |                        |     |     |     |     |     |     |     |     |     |     |     |     |      |
|-------------|------------------------|-----|-----|-----|-----|-----|-----|-----|-----|-----|-----|-----|-----|------|
| 3.          | Shalya                 | 70  | 71  | 77  | 57  | 77  | 126 | 125 | 104 | 92  | 84  | 84  | 115 | 1082 |
| 4.          | Shalakya               | 65  | 71  | 80  | 60  | 74  | 88  | 67  | 58  | 95  | 80  | 92  | 93  | 923  |
| 5.          | Prasuti & Stri Roga    | 48  | 61  | 75  | 54  | 70  | 73  | 85  | 81  | 100 | 79  | 99  | 75  | 900  |
| 6.          | Kaumarbhritya (Balrog) | 36  | 38  | 40  | 39  | 41  | 38  | 23  | 16  | 56  | 58  | 70  | 48  | 503  |
| Month Total |                        | 362 | 416 | 465 | 396 | 443 | 552 | 537 | 421 | 580 | 560 | 609 | 542 | 5883 |

**Grand Total** **5883**

Details of Total Bed Days Occupied in the last calendar year (i.e.1st Jan 2022 - 31st Dec 2022)

| S.No.       | Name of the Departments               | Jan  | Feb  | Mar  | Apr  | May  | Jun  | Jul  | Aug  | Sep  | Oct  | Nov  | Dec  | Dept. Total |
|-------------|---------------------------------------|------|------|------|------|------|------|------|------|------|------|------|------|-------------|
| 1.          | Kayachikitsa (Rasayan & Manasrog etc) | 1158 | 1356 | 1458 | 1207 | 1232 | 1402 | 1153 | 862  | 1434 | 1845 | 1806 | 1577 | 16490       |
| 2.          | Panchkarma                            | 852  | 534  | 562  | 598  | 718  | 788  | 659  | 488  | 803  | 966  | 941  | 725  | 8634        |
| 3.          | Shalya                                | 696  | 748  | 682  | 457  | 546  | 949  | 1083 | 950  | 781  | 858  | 765  | 787  | 9302        |
| 4.          | Shalakya                              | 462  | 436  | 429  | 397  | 538  | 644  | 357  | 333  | 602  | 723  | 695  | 710  | 6326        |
| 5.          | Prasuti & Stri Roga                   | 376  | 366  | 467  | 397  | 457  | 467  | 586  | 431  | 564  | 720  | 689  | 666  | 6186.       |
| 6.          | Kaumarbhrittya (Balrog)               | 365  | 368  | 388  | 369  | 379  | 401  | 152  | 53   | 513  | 627  | 700  | 612  | 4927        |
| Month Total |                                       | 3909 | 3808 | 3986 | 3425 | 3870 | 4651 | 3990 | 3117 | 4697 | 5739 | 5596 | 5077 | 51865       |


**Grand Total:** **51865**

Total Number of Beds Existed in the last calendar year (i.e.1st Jan 2022 - 31st Dec 2022)


| S.No. | Name of the Departments                          | No. of Existing beds for UG | Additional Bed For existing PG(Clinical Dept) : bed ratio 1:4 | Total no of available beds |
|-------|--|-----------------------------|---|----------------------------|
| 1.    | Kayachikitsa (Panchkarma Rasayan & Manasrog etc) | 50                          | 71  | 121                        |
| 2.    | Shalya   | 13                          | 35  | 48                         |
| 3.    | Shalakya   | 12                          | 16  | 28                         |
| 4.    | Prasuti & Stri Roga                              | 13                          | 32  | 45                         |
| 5.    | Kaumarbhritya (Balrog)                           | 12                          | 16  | 28                         |

**Total Number of Beds Existed in the last calendar year (i.e.1st Jan 2022 - 31st Dec 2022):** **270**

**Bed Occupancy in % :** **52.62**

 **Print Submitted Data**

Version 15.01.01

  
**VD. SANJEEV YADAV**  
**PRINCIPAL**  
**Dr. G. D. POL FOUNDATION**  
**Y.M.T. AYURVEDIC MEDICAL COLLEGE AND HOSPITAL**  
**Institutional Area Sector - 4,**  
**Kharghar, Navi Mumbai - 410 210..**





# National Commission for Indian System of Medicine

## Hospital ...

You can review the information submitted in this Hospital OPD and IPD Form form below before closing.

[Edit Information](#)
[Close](#)

### Institution Details

Institution Id : **AYU0167**

Institution Name : **Dr. G. D. Pol Foundations Y.M.T. Ayurvedic Medical College And Hospital**

Institution Course : **Ayurveda**

Visitation Id : **A05193**

No. of OPD (Out Patients Department) Patients in the last calendar year (i.e.1st Jan 2023 - 31st Dec 2023)

| S.No        | Name of the Departments   | Jan  | Feb  | Mar  | Apr  | May  | Jun  | Jul  | Aug  | Sep  | Oct  | Nov  | Dec  | Dept. Total |
|-------------|---------------------------|------|------|------|------|------|------|------|------|------|------|------|------|-------------|
| 1.          | Kayachikitsa              | 1965 | 1922 | 1793 | 1663 | 1910 | 1873 | 1924 | 1786 | 1661 | 1766 | 1666 | 1838 | 21767       |
| 2.          | Panchakarma               | 1014 | 957  | 993  | 914  | 993  | 973  | 994  | 945  | 861  | 946  | 895  | 980  | 11465       |
| 3.          | Shalya                    | 2035 | 1871 | 1794 | 1680 | 1884 | 1923 | 2000 | 1811 | 1680 | 1833 | 1713 | 1940 | 22164       |
| 4.          | Shalaky-Netra             | 966  | 920  | 895  | 768  | 939  | 844  | 867  | 790  | 729  | 812  | 771  | 861  | 10162       |
| 5.          | Shalaky-Mukh, Nasa & Dant | 430  | 405  | 417  | 362  | 458  | 439  | 436  | 415  | 412  | 424  | 369  | 424  | 4991        |
| 6.          | Prasuti & Stri Roga       | 1061 | 989  | 1022 | 874  | 983  | 988  | 989  | 925  | 857  | 956  | 876  | 1006 | 11526       |
| 7.          | Kaumar bhrittya-Bal Roga  | 393  | 398  | 497  | 411  | 453  | 489  | 535  | 477  | 445  | 454  | 445  | 492  | 5489        |
| 8.          | Swastha vritta & Yoga     | 382  | 362  | 401  | 307  | 354  | 384  | 440  | 399  | 385  | 412  | 396  | 447  | 4669        |
| 9.          | Aatyayika(Casualty)       | 25   | 26   | 28   | 22   | 30   | 25   | 29   | 26   | 33   | 26   | 27   | 32   | 329         |
| Month Total |                           | 8271 | 7850 | 7840 | 7001 | 8004 | 7938 | 8214 | 7574 | 7063 | 7629 | 7158 | 8020 | 92562       |

**Grand Total 92562**

No. of IPD (In Patients Department) Patients in the last calendar year (i.e.1st Jan 2023 - 31st Dec 2023)

| S.No | Name of the Departments                              | Jan | Feb | Mar | Apr | May | Jun | Jul | Aug | Sep | Oct | Nov | Dec | Dept. Total |
|------|--|-----|-----|-----|-----|-----|-----|-----|-----|-----|-----|-----|-----|-------------|
| 1.   | Kayachikitsa (Rasayan & Manasroga etc)- Kayachikitsa | 131 | 107 | 99  | 93  | 131 | 131 | 111 | 117 | 120 | 122 | 98  | 87  | 1347        |
| 2.   | Kayachikitsa (Rasayan & Manasroga etc)-Panchkarma    | 88  | 71  | 106 | 106 | 97  | 96  | 95  | 81  | 75  | 103 | 78  | 92  | 1088        |

*(Signature)*  
Dr. SANJEEV YADAV  
PRINCIPAL



|             |                        |     |     |     |     |     |     |     |     |     |     |     |     |      |
|-------------|------------------------|-----|-----|-----|-----|-----|-----|-----|-----|-----|-----|-----|-----|------|
| 3.          | Shalya                 | 78  | 79  | 78  | 85  | 105 | 119 | 92  | 100 | 67  | 116 | 71  | 84  | 1074 |
| 4.          | Shalakyia              | 87  | 64  | 60  | 61  | 69  | 57  | 70  | 66  | 47  | 64  | 56  | 76  | 777  |
| 5.          | Prasuti & Stri Roga    | 68  | 52  | 62  | 57  | 81  | 84  | 74  | 83  | 60  | 122 | 58  | 85  | 886  |
| 6.          | Kaumarbhritya (Balrog) | 57  | 44  | 46  | 47  | 52  | 60  | 47  | 56  | 44  | 47  | 42  | 49  | 591  |
| Month Total |                        | 509 | 417 | 451 | 449 | 535 | 547 | 489 | 503 | 413 | 574 | 403 | 473 | 5763 |

**Grand Total** **5763**

Details of Total Bed Days Occupied in the last calendar year (i.e.1st Jan 2023 - 31st Dec 2023)

| S.No.       | Name of the Departments               | Jan  | Feb  | Mar  | Apr  | May  | Jun  | Jul  | Aug  | Sep  | Oct  | Nov  | Dec  | Dept. Total |
|-------------|---------------------------------------|------|------|------|------|------|------|------|------|------|------|------|------|-------------|
| 1.          | Kayachikitsa (Rasayan & Manasrog etc) | 1415 | 1236 | 1201 | 1137 | 1216 | 1268 | 1335 | 1350 | 1238 | 1268 | 1124 | 1177 | 14965       |
| 2.          | Panchkarma                            | 695  | 709  | 711  | 719  | 784  | 798  | 838  | 756  | 770  | 801  | 681  | 659  | 8921        |
| 3.          | Shalya                                | 600  | 568  | 645  | 656  | 768  | 1031 | 860  | 763  | 654  | 957  | 710  | 775  | 8987        |
| 4.          | Shalakyia                             | 613  | 571  | 600  | 535  | 562  | 525  | 578  | 574  | 583  | 497  | 586  | 611  | 6835        |
| 5.          | Prasuti & Stri Roga                   | 631  | 517  | 515  | 564  | 546  | 533  | 613  | 625  | 551  | 588  | 641  | 687  | 7011        |
| 6.          | Kaumarbhritya (Balrog)                | 488  | 496  | 506  | 483  | 473  | 478  | 524  | 548  | 494  | 536  | 521  | 548  | 6095        |
| Month Total |                                       | 4442 | 4097 | 4178 | 4094 | 4349 | 4633 | 4748 | 4616 | 4290 | 4647 | 4263 | 4457 | 52814       |


**Grand Total:** **52814**

Total Number of Beds Existed in the last calendar year (i.e.1st Jan 2023 - 31st Dec 2023)

| S.No. | Name of the Departments                          | No. of Existing beds for UG | Additional Bed For existing PG(Clinical Dept) : bed ratio 1:4 | Total no of available beds |
|-------|--|-----------------------------|---|----------------------------|
| 1.    | Kayachikitsa (Panchkarma Rasayan & Manasrog etc) | 50                          | 71  | 121                        |
| 2.    | Shalya   | 13                          | 35  | 48                         |
| 3.    | Shalakyia  | 12                          | 16  | 28                         |
| 4.    | Prasuti & Stri Roga                              | 13                          | 32  | 45                         |
| 5.    | Kaumarbhritya (Balrog)                           | 12                          | 16  | 28                         |

**Total Number of Beds Existed in the last calendar year (i.e.1st Jan 2023 - 31st Dec 2023):** **270**

**Bed Occupancy in % :** **53.59**

 **Print Submitted Data**

Version 15.01.01



**V.D. SANJEEV YADAV**  
**PRINCIPAL**  
**Dr. G. D. POL FOUNDATION**  
**Y.M.T. AYURVEDIC MEDICAL COLLEGE AND HOSPITAL**  
 Institutional Area Sector - 4,  
 Kharghar, Navi Mumbai - 410 210..